



The Orange County Scroll

February 2007

OFFICERS

President:	Barb Schmit (714) 328-7973
Vice President:	Larry Olson (714) 633-4714
Secretary:	Don Borchardt (714) 962-6254
Treasurer:	Chris Davis (714) 774-0777
Past President:	Jerry Poole (714) 838-2718

COMMITTEES

Events Coordinator:	Don Borchardt (714) 962-6254
Library:	Larry Finger (714) 530-2857
Toy Program:	Carson Davis (714) 774-0777
Newsletter:	Bob Buchanan (714) 774-0919
Drawing:	Larry Finger (714) 530-2857
Welcome/ Membership/Badges:	Barb Schmit (714) 328-7973
Webmasters:	Larry Vierstra 714-310-8608 and Jerry Poole (714) 838-2718



President's Message

Greetings Fellow Scrollers!

As a career sales person, I am often asked to put together a display at a booth or table at a show. When preparing and setting up for the show, I think about how my booth will look to those walking by. Of course, I always want it to look the best that it can.

It is the same situation with our OCSSA booth at woodworking shows and fairs. As representatives of the creative and unique hobby of scroll sawing, we want to look our best in front of the public. In the past, we have put on some pretty good shows. And now have the facilities to store our creative displays and scroll sawn items, always stocked and ready for the next show. This will ensure that we always have a great looking booth.

We are counting on you as OCSSA members to provide items for the booth. If you're like me, you make things pretty much to order, so don't have a lot of inventory lying around. But if we can just go out to the shop and spend a little time, we can make something specifically for the show display. If you already have something planned for someone else, go ahead and stack cut a few and you'll have an extra for the display. We have a pretty good start on our next booth from a few of you, so don't hold back; keep those items coming in.

I look forward to participating in setting up our next woodworking show, and seeing the booth filled with the members' projects on display. Happy scrolling!

President – Barb Schmit

barb.schmit@ocssa.org

Upcoming Events

Ongoing - An opportunity to share your skills with families of our military is still available through the UNMETNEEDS Program. It is a program in which handmade picture frames are given to families of active military personnel. If you are interested, please contact Don Borchardt at (714) 962-6254 for more information.

Members are requested to continue making and bringing one or more completed projects for displays at shows. The projects will be stored at the OCSSA shed in Larry Olson's backyard. Please bring them to the February meeting.

The Orange County Scroll – February 2007



Opportunity for another School Project. Our last project for cutting names for a school went over really well. So we are planning another one. We will be requesting more volunteers to cut names for our next School Project. This will be for the Special Day Classes for students with mild to severe disabilities at the Fullerton School District. Don will distribute the list of names for cutting in the coming weeks. The names will be decorated by the students/teachers and given as gifts on Mother's Day.

Toolbox for Shows: Contributions are still being accepted for the Show toolbox Barb Schmit has gathered. This will be stored in the shed, and be available for shows.



Membership fees for this year are due now - \$30 - for year 2007 (Jan thru Dec). They can be paid anytime to Chris Davis (Treasurer).

The **Ontario Woodworking Show** is coming up on Feb 23-25, 2007. Events recommended for members include participating in the Make-A-Memory Workshop, entering one of your creations in the Saw Dust Café competition, attending the Marquetry Seminars by Jane Burke, and signing up to help out at the OCSSA booth.

Make-A-Memory Workshop

Create a woodworking project with your kids or grandkids. Power up a scrollsaw in our safe, supervised workshop and take home a lifelong memory. Orange County Seaside Scroller club volunteer, Lewis Leitner shown creating a future woodworker and a life-long memory.

Saw Dust Café Competition. Display your work in the Saw Dust Café competition, sponsored by Mini Max USA. You can win terrific prizes from exhibitors like Lee Valley, or the grand prize, a 16" Mini Max bandsaw. It's a great way to inspire other woodworkers and show off a little!

Marquetry Inlay Basics by Jane Burke

Marquetry is the art of using veneer of different wood species to create a design or picture. In this seminar you will be shown how to do marquetry for making inlays, medallions or veneering entire surfaces. You will learn which tools are needed, how to choose and flatten veneer, where to find designs that are suitable for marquetry and in what way a pattern is transferred onto veneer. The craft knife cutting technique will be demonstrated as well as how to glue veneer onto a substrate. Also learn how to sand marquetry and which finishes are best to use when working with wood veneer. For a preview of items made by Jane Burke using marquetry, visit www.gtcreations.com

Woodworking Clubs & Schools

Local clubs and schools are great resources and an important part of the woodworking community. WoodWorks supports their efforts and encourages participation in the shows.

Here are the details on some of the events planned for 2007:

Event	Location	Dates
Woodworking Show	Ontario, CA	Feb 23-25, 2007
Woodworking Show	Pomona, CA	May 4-6, 2007
Tustin Street Fair	Old Town Tustin, CA	June 3, 2007
UNMETNEEDS Program	---	On-going
OC Fair	Costa Mesa, CA	July 13 – Aug 5, 2007

For more information about the Ontario Woodworking Show on February 23 –25, 2007, check out their website at [http://www.woodworksevents.com/home ca.shtml](http://www.woodworksevents.com/home_ca.shtml).

January Presentation

Minutes. Meeting minutes for the January meeting will soon be available on the website: <http://www.ocssa.us/>.

OCSSA Clothing. At the September 2006 meeting, the membership decided to allocate funds to get our OCSSA logo digitized for embroidering on clothing from Keeping Score, in Orange. We can order clothing from their catalog. A link to the catalog is shown below. We can have an embroidered OCSSA logo put on anything in this catalog. This site is for selecting an item for adding the logo. If you are interested in buying an item, please contact the store directly at (714) 744-6376 (795 S Tustin St, Orange, CA 92866). They will need a credit card number to get started.

<http://www.companycasuals.com/keepingscorecustomletering/start.jsp>

Website Address Update. Jerry Poole is still being trained to take over the function of Webmaster in the near future. As of late September, our website has been changed to <http://www.ocssa.us/>. Make a note of this and tell all your friends!!

Future topics. To satisfy the requests of members, we are planning to feature hands-on scroll sawing techniques by resident experts at every other meeting. Jerry Poole was the first demonstrator in September. The next demonstrator will present sometime soon, so please prepare questions in advance, to allow presenters time to prepare visual aids to answer the questions.



January Presentation. The January presentation was a demonstration of Twirlygig making by our own Noel Keller. Did you see the article in the OC Register on Jan 17, 2007, featuring the now famous cyclist Noel Keller? The picture that went with the article is shown above. Check out the Train Twirly on the back wheel.

Summary of Presentation. The OCSSA was treated to what Noel calls A Different Perspective On Scrolling. Noel Keller, a resident of Orange County, (CA) started Woodworking at an age he can't remember. Growing up in Kansas, (which means swift wind) with windmills, he has always been involved with things that twirl. He graduated 1 May 1987 from active duty in the U. S. Marine Corps at the Grade of Colonel. While with the Marines, he "strapped on " all types of Twirlys: overhead – Helicopters; in front - Prop Aircraft; underneath – Jets; on each side - C-45, C-117 & C-12 Aircraft.

In all that time, he always had good landings. Two and one half months after graduation (July 1987), he had a bad landing, one he could not walk away from. He was strapped on a non-twirly , a sailplane called the LARK. His wife Marjorie, whom he first met at age 12, managed to get him transferred out of Riverside General Hospital to UCI, and cheated the undertaker out of a transfer. She obtained the best spinal doctor, who did a fine job of putting him back together.

In 1994, he started making "TWIRLYS " his version of Whirligigs and has copyrighted over 20 designs. He entered his Twirlys in the Orange County Fair in July 1996, and won first, second & third place ribbons.

The Orange County Scroll – February 2007



Noel Keller started the presentation with a clean apron.




Train Twirly




Noel then showed us his real painting skills.



America Eagle Twirly



Twirly blades



Stack cutting Locomotive/coal car

Noel described to the OCSSA members, the steps involved in cutting the hub on the table saw. He prefers five sided hubs, which are cut at 72° (360° in a circle divided by 5 sides). To prepare the hub for a bearing, he drills a 24mm hole with a Forstner bit. The bearings he uses are made by KMS in Anaheim, and are roof ventilator bearings. He cuts his wooden shapes from $5/32''$ plywood, and paints them with Behr exterior house paint. His experience shows that the paint holds up well for a minimum of five years. The Twirlygig is attached to a nylon pivot post, which is mounted in a dowel fitted into a $1/2''$ electrical conduit used as the post.



Bearings

www.kmsbearings.com



Blades

Cut with scrollsaw



Hubs

Cut on table saw

January Show and Tell Photos



Ken and his Morning Glory and Humming Bird



A beautiful Shelf by Larry Olsen



Larry brought in display items for show booth



Ron shows us his stationery/rocker doll bed



Cars/car puzzles.



Don B



Dan Lyons has been making ribbons.



Ribbons with Christian themes



Jim Anderson shares a souvenir from a friend who visited Vietnam.

The Orange County Scroll – February 2007



Charles Stevenson and Tiger

February Tips

February's Tips are from the website: www.scroller.com.

Flawless Finish with a Lazy Susan. A Lazy Susan nail fixture allows you to rotate the project as you spray from each direction. To make your own, drive nails through a piece of plywood spaced about 1" apart. Mount a Lazy Susan bearing between the nailed board and base. The bearing makes it easy to rotate the work instead of having to walk around the project to spray all the edges. The biggest advantage is that you are looking at the project from the same angle to the light source, making it easier to see the variations to the finish. Once you have applied the finish to one side, it can be flipped over and applied to the other side. Generally the points of the nails do not damage the finish.

Don't Discard Your Cutouts. For any detailed fretwork project that has large cutout areas, save the pieces you have cut out, and place them back in the cutout. Do not glue them; they simply hold the shape of the cutout space to give fragile pieces some support.

Easy Fretwork Finish. Pour a solvent-based stain into a shallow foil or metal tray and submerge the pieces into it. Using a lint-free cloth, rub along the grain to wipe away excess buildup from smooth surfaces and exposed edges. Compressed air is ideal for blowing out clotting that forms in tight crevices. Spray with your choice of satin or gloss finish.

Tensioning and Storing Blades. Tension is good, as long as it's in your blade and not in your body. But too much or too little blade tension causes blades to break frequently. Apply only enough tension to hold the blade with no more than 1/8" flex from side to side. When you pluck the blade like a guitar string, it should make a nice, clear ping.

Toy Workshop - Toy Program

Carson Davis

Carson Davis, who has served as Toy Workshop chairman since the OCSSA was started in 2002, is stepping down to make way for a new opportunity for someone. Therefore, a new chairperson (someone) is needed for this position, starting now. Anyone interested in this opportunity can talk to Carson at the next meeting or call him at (714) 774-0777. Carson has all the contacts for obtaining materials, patterns for making toys, and the know-how to get it accomplished. He is more than willing to assist the new chairperson in getting them started in anyway he can.

February Presentation




The OCSSA meeting format consists of a Business Meeting and a special Program. This is the only time that Business discussions are conducted, so sometimes the Business portion of the meetings will require side meetings to be set up and handled at a later time. This is to ensure that the special Program does not get cut short.

February Meeting. The vice president is out of town; therefore, the unknown presenter will bring us the program next week.

Drawing/Door Prizes

Last Month. Door prizes were awarded to four lucky members.

Thank you Jerry and Don for sharing your snowmen for the January Drawing Incentive. Jerry's snowman cut from fine plastics was super, and Don's intarsia was cool too! Let it snow, let it snow, let it snow!!!!



Chuck is going to try some veneering.


Noel Keller's Donation for the Drawing.
(The Twirlygig was won by Bob Buchanan.)

Dalton snags another one!

This Month. The Drawing for February will include some surprises, as usual. Larry will again be giving away free Door Prizes just for coming, compliments of the Refreshments Jug.

Pattern of the Month

The pattern for February was taken from the Orange County Register. What else could you cut for February beside some kind of heart? So, size it like you want, and bring it to the meeting for a free ticket or two to the monthly drawing.



The Orange County Scroll

Monthly Newsletter of the
Orange County Scroll Saw
Association

Visit us on the Web at:
<http://www.ocssa.us/>



The OC Scroll is sent out on the Saturday
before the OCSSA meeting ... at the latest.

Any articles you wish to submit must be in
my hands no later than the Tuesday before
that date.

Editor – Bob Buchanan
rdub_buchanan@yahoo.com

ADDRESS CORRECTION REQUESTED

WHERE?

TUSTIN SENIOR CENTER
200 South C Street
Tustin, CA 92680

WHEN?

GENERAL MEETING
Thursday February 8, 2007
7:00 pm – 9:00 pm



Friends of OCSSA - - Support Our Sponsors

Anderson International Trading (800) 454-6270	Rockler Woodworking & Hardwoods (714) 685-9184
Austin Hardwood & Hardware (714) 953-4000	Woodcraft Supply (714) 899-1422
Mike's Workshop (605) 582-6732	Reel Lumber (714) 632-1988